DETALHE 1 - PM.1 a PM.4 (4x)

ELEVAÇÃO
ESC.: 1:20

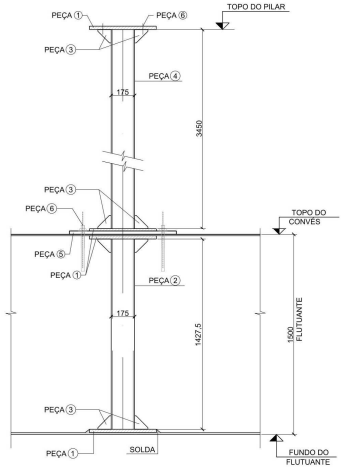

NÍVEL - FUNDO DO FLUTUANTE

PLANTA
ESC.: 1:20

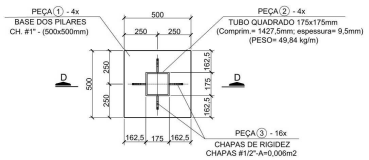

CORTE D-D
ESC.: 1:20

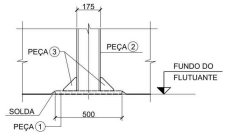

NÍVEL - TOPO DO CONVÉS

PLANTA
ESC.: 1:20

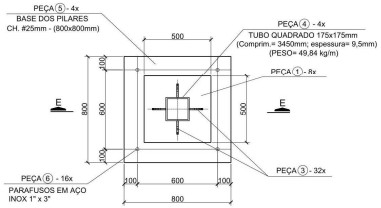

CORTE E-E
ESC.: 1:20

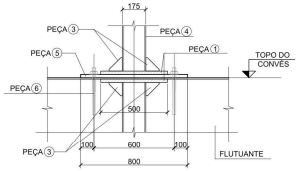

NÍVEL - TOPO DO PILAR

PLANTA
ESC.: 1:20

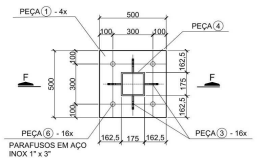

CORTE F-F
ESC.: 1:20

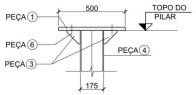

PEÇA 1 - 16x
FUNDO DO FLUTUANTE= 4x
TOPO DO CONVÉS= 8x
TOPO DO PILAR= 4x
(QUANT. TOTAL= 16x)



PEÇA 3 - 64x
FUNDO DO FLUTUANTE= 16x
TOPO DO CONVÉS= 32x
TOPO DO PILAR= 16x
(QUANT. TOTAL= 64x)

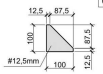

DETALHE 2
ESC.: 1:10

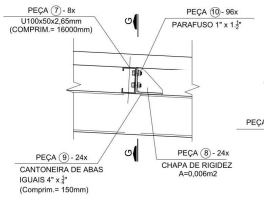

CORTE G-G
ESC.: 1:10

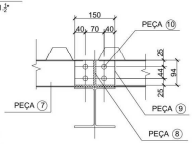

DETALHE 6 - MÓDULO DE TRANSPASSE

SEÇÃO
ESC.: 1:20

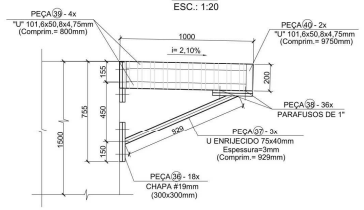

PEÇA 36 - 18x

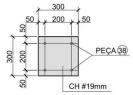

DETALHE 3 - CONJUNTO DE CHAPAS
(VÁLIDO PARA PILARES PM.3 e PM.4)

PLANTA SUPERIOR
ESC.: 1:20

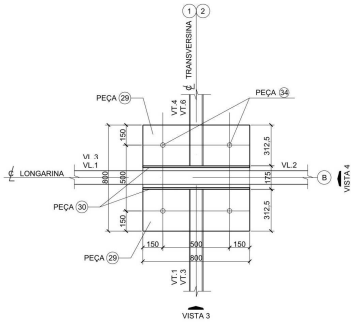

PLANTA INFERIOR
ESC.: 1:20

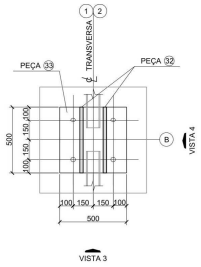

VISTA 3
ESC.: 1:20

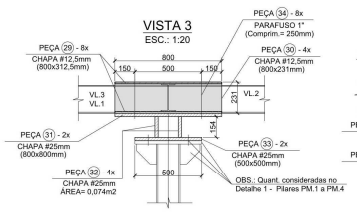

VISTA 4
ESC.: 1:20

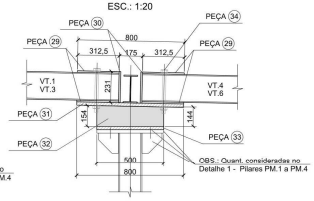

DETALHE 4 - CONJUNTO DE CHAPAS
(VÁLIDO PARA PILARES PM.1 e PM.2)

PLANTA SUPERIOR
ESC.: 1:20

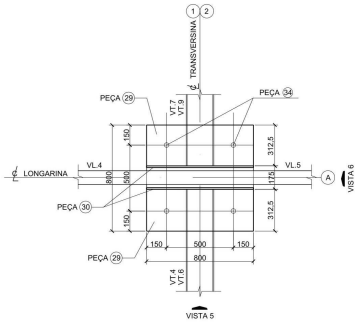

PLANTA INFERIOR
ESC.: 1:20

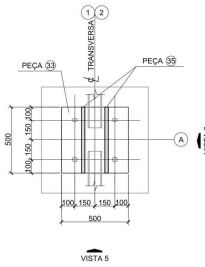

VISTA 5
ESC.: 1:20

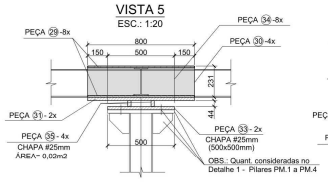

VISTA 6
ESC.: 1:20

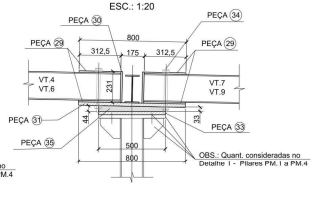

DETALHE 5 - CONJUNTO DE CHAPAS
(VÁLIDO PARA AP.1 e AP.2)

PLANTA SUPERIOR
ESC.: 1:20

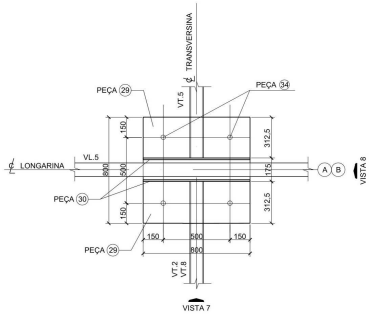

VISTA 7
ESC.: 1:20

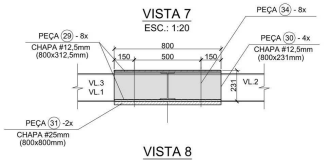

VISTA 8
ESC.: 1:20

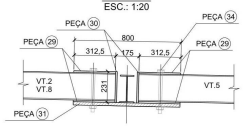

PEÇA 29 - 24x
PM.1 e PM.2= 8x
PM.3 e PM.4= 8x
APOIOS CENTRAIS= 8x
(QUANT. TOTAL= 24x)

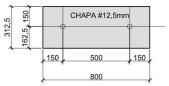

PEÇA 30 - 12x
PM.1 e PM.2= 4x
PM.3 e PM.4= 4x
APOIOS CENTRAIS= 4x
(QUANT. TOTAL= 12x)



PEÇA 31 - 6x
PM.1 e PM.2= 2x
PM.3 e PM.4= 2x
APOIOS CENTRAIS= 2x
(QUANT. TOTAL= 6x)

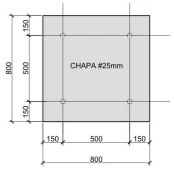

PEÇA 32 - 4x
(APENAS PARA PM.3 e PM.4)

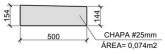

PEÇA 35 - 4x
(APENAS PARA PM.1 e PM.2)

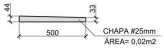

PEÇA 33 - 4x
PM.1 e PM.2= 2x
PM.3 e PM.4= 2x
(QUANT. TOTAL= 4x)

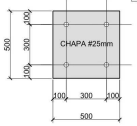

NOTAS:

1 - MEDIDAS EM MILÍMETRO, EXCETO ONDE INDICADO.

2 - MATERIAIS:
- ASTM A36 (fy ≥ 250 MPA fu ≥ 400 MPA).

3 - VERIFICAR E ADAPTAR AS MEDIDAS NA OBRA ANTES DA FABRICAÇÃO DA ESTRUTURA.

4 - A OPERAÇÃO DEVERÁ PREVER ELEMENTOS DE SEGURANÇA E SINALIZAÇÃO, DE FORMA A PROTEGER A INTEGRIDADE DOS ELEMENTOS ESTRUTURAIS E SEGURANÇA DOS USUÁRIOS.

5 - APÓS A IMPLANTAÇÃO DA ESTRUTURA A ÁREA DE OPERAÇÃO DEVERÁ MANTER CONSTANTE VIGILÂNCIA NAS ESTRUTURAS METÁLICAS, OBSERVANDO DEFORMAÇÕES PERMANENTES E ANOMALIAS CRÍTICAS, PARA EVITAR COLAPSO GERAL OU LOCALIZADO.

6 - OS MATERIAIS DO PROJETO SÃO OS MESMOS CONTIDOS NA PLANILHA. AS DÚVIDAS DEVERÃO SER ESCLARECIDAS ANTES DA FABRICAÇÃO.

N°	DISCRIMINAÇÃO	REVISOR	VERIFICAÇÃO DA CONFORMIDADE	CÓDIGO	OBJETO

REVISÕES — DOCUMENTOS DE REFERÊNCIA

DH DEPARTAMENTO HIDROVIÁRIO

PROJ.	DAVID MÁXIMO	07/2022
COORD. ÁREA		
COORD. PROJ.		
RESP.TEC.	DAVID MÁXIMO	CREA: 306072323-SP

VERIFICAÇÃO DA CONFORMIDADE DERSA

ESTA FOLHA É PROPRIEDADE DA DERSA DESENVOLVIMENTO RODOVIÁRIO S. A., E SEU CONTEÚDO NÃO PODE SER COPIADO OU REVELADO A TERCEIROS.
A LIBERAÇÃO OU A VERIFICAÇÃO DA CONFORMIDADE DESTE DOCUMENTO NÃO EXIME A PROJETISTA DE SUA RESPONSABILIDADE SOBRE O MESMO.

LOTE RV-2 | ESC: INDICADA | PROJ.

DH DEPARTAMENTO HIDROVIÁRIO

EMPREENDIMENTO: TRAVESSIAS LITORÂNEAS — TRECHO: 20 — SUBTRECHO: 112

OBJETO: PLANTA, CORTE E DETALHE
COBERTURA METÁLICA DO FLUTUANTE - FL.02-02

LOCAL: VICENTE DE CARVALHO- SP
TRAVESSIA SANTOS (PRAÇA DA REPÚBLICA) - GUARUJÁ (VICENTE DE CARVALHO)

CÓDIGO: DE-47.20.112-M03/006 — REVISÃO: A